

Answers

1. Old tires
2. Planters
3. Barrels
4. Pet dishes
5. Watering cans
6. Bottles
7. Discarded tin cans
8. Tree holes and bamboo
9. Discarded toys
10. Roof guttering
11. Bromeliad plants
12. Garden containers and tools
13. Brick holes
14. Wheel barrows
15. Water pots
16. Banana tree leaves
17. Pet dish



Ministry of Health & Family Services


**Department of Health
Vector Control**

P.O. Box HM 1195
Hamilton HM EX
Bermuda

Phone: (441)-278-5333
Fax: (441)-232-1941

Mosquito
Guide.

**Keep
Your Family
Mosquito
Free
This Summer**



**Department of Health
Vector Control**

Tel: 278-5333



LIFE CYCLE

The Life Cycle of the mosquito takes 5-7 days.



BIRDBATH

Clean birdbaths once a week with a scrub brush.



BUCKETS

Make sure all buckets are turned over if not in use.



TYRE SWINGS

Make sure holes are drilled into these types of swings.



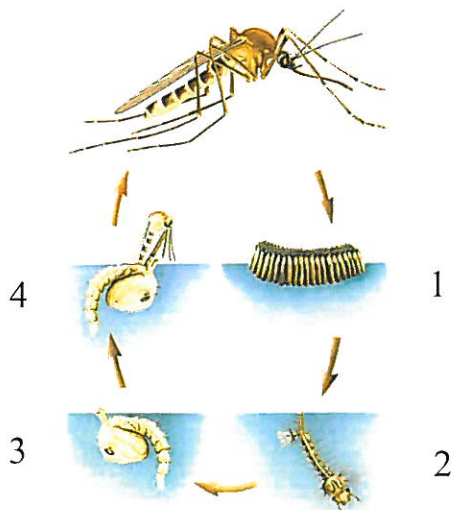
TARPAULIN

Be sure that if it rains to dump water from off covers.



WALLS

Fill in gaps with cement/sand to prevent water from settling in cell blocks.




1. She lays her eggs. (a mosquito can lay 200 or more eggs at a time.)
2. Then the eggs turn into larvae.
3. Then the pupa.
4. Then there is the adult mosquito.

Remember a mosquito needs water to lay her eggs, and their survival before they become adults depends on water. So please remember to:

POUR IT OUT!!



Can you find potential breeding grounds for the mosquito?



Answers on back

**Department of Health
Vector Control**

P.O. Box HM 1195
Hamilton HM EX
Bermuda

Phone: (441)-278-5333
Fax: (441)-232-1941